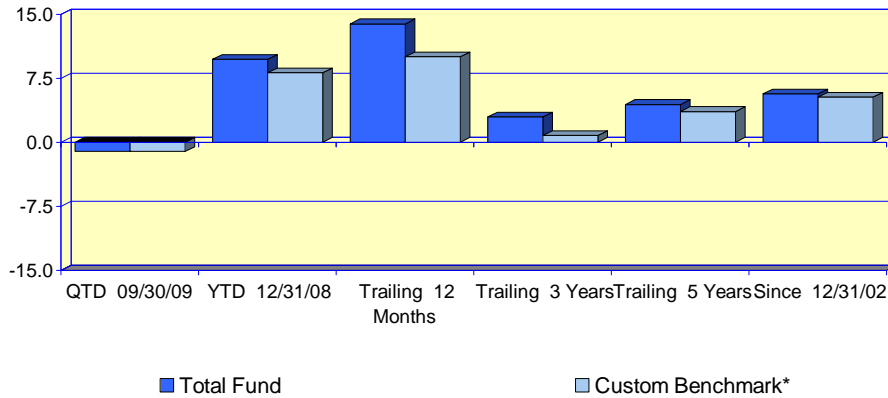


TOTAL FUND

Des Plaines Police Pension Fund

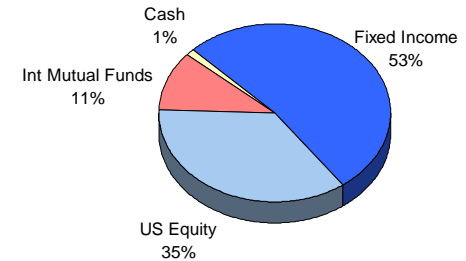
Performance for the period from 12/31/2002 to 10/31/2009

Portfolio Performance (%)

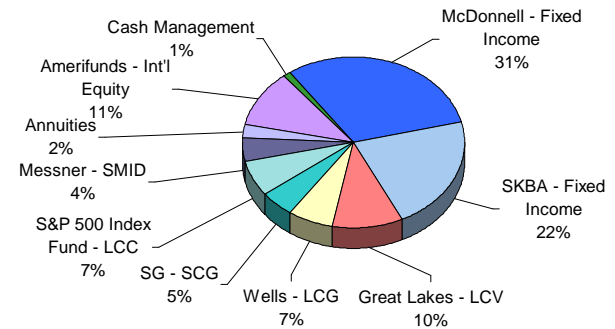


Asset Allocation

Fixed Income	US Equity	Int Mutual Funds	Cash
23,601,121	15,934,895	4,962,128	465,201



Asset Allocation By Manager

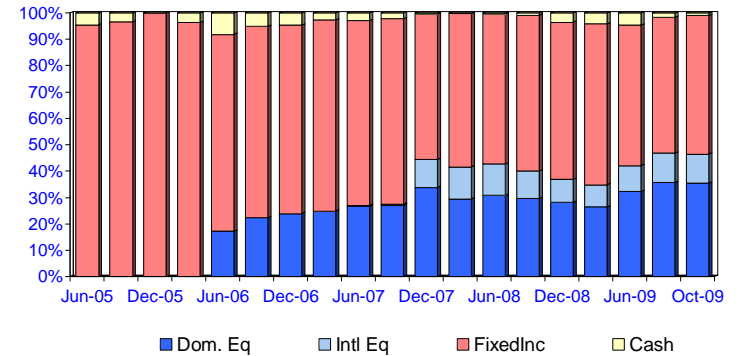


Investment Returns (%)	QTD Since: 09/30/09	YTD 12/31/08	Trailing 12 Months	Trailing 3 Years	Trailing 5 Years	Since 12/31/02
Total Fund	-1.07	9.73	13.89	2.96	4.42	5.66
Custom Benchmark*	-1.08	8.15	10.00	0.77	3.61	5.31
McDonnell - Fixed Income	0.08	1.70	13.25	7.80	5.90	5.27
SKBA - Fixed Income	0.32	1.76	N/A	N/A	N/A	4.31
Great Lakes - Large Cap Value	-0.71	11.46	5.63	-5.69	N/A	-3.03
Wells - Large Cap Growth	-2.06	13.33	4.60	N/A	N/A	-12.35
SG - Small Cap Growth	-6.43	58.26	61.55	N/A	N/A	7.32
S&P 500 Index Fund - Large Cap Cc	-1.44	17.83	10.13	N/A	N/A	10.13
Messner - S/Mid Core	-5.19	23.98	N/A	N/A	N/A	31.44
Annuities	-2.12	15.46	7.83	-8.55	-1.31	1.33
Amerifunds - International Equity	-2.04	32.13	33.85	-0.24	8.65	8.96
Cash Management	0.01	0.17	0.20	2.62	3.20	2.55

Asset Growth (\$000)

Beginning Market Value	45,782	42,870	41,140	46,013	41,707	37,697
Net Contributions & Withdrawals	-332	-2,014	-1,850	-5,182	-6,516	-8,853
Gain/Loss + Income	-488	4,106	5,672	4,131	9,771	16,118
Ending Market Value	44,962	44,962	44,962	44,962	44,962	44,962

Allocation Over Time




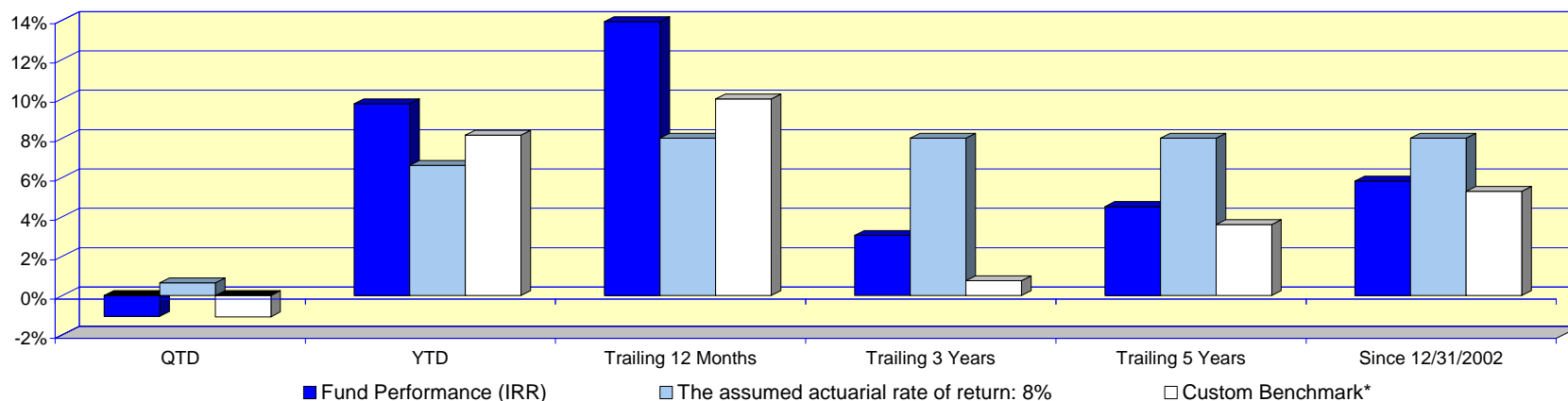
*Custom benchmark is composed of: 50% BC Gov't Bond Index / 40% Russell 3000 Index / 5% MSCI EAFE Index / 5% Citigroup 3 Month T-Bill Index

Please refer to the attached Disclosures for important information.

INVESTMENT POLICY MONITOR (DOLLAR WEIGHTED IRR)

Des Plaines Police Pension Fund

Performance for the period from 12/31/2002 to 10/31/2009



Asset Class	QTD	YTD	Trailing 12 Months	Trailing 3 Years	Trailing 5 Years	Since 12/31/2002
<i>Investment Manager</i>						
Fund Performance (IRR)	-1.05	9.74	13.92	3.05	4.52	5.81
<u>Investment Policy Objectives</u>						
The assumed actuarial rate of return: 8%	0.64	6.62	8.00	8.00	8.00	8.00
Custom Benchmark*	-1.08	8.15	9.99	0.76	3.61	5.30

*Custom benchmark is composed of: 50% BC Gov't Bond Index / 40% Russell 3000 Index / 5% MSCI EAFE Index / 5% Citigroup 3 Month T-Bill Index

Investment Policy Objective

The overall investment objective is to achieve a total return balanced between capital appreciation and current income preservation of the purchasing power of the Fund.

The assumed actuarial rate of return of 8%

Dollar-Weighted Returns

(Internal Rate of Return)

The investment policy monitor is calculated on a dollar-weighted basis, accounting for deposits and cash flows upon receipt. The dollar-weighted or "internal rate of return - IRR" is the actual rate earned by the Fund. The dollar-weighted return is the appropriate measurement to evaluate the fund's performance in relation to the statement of investment policy and guidelines.