
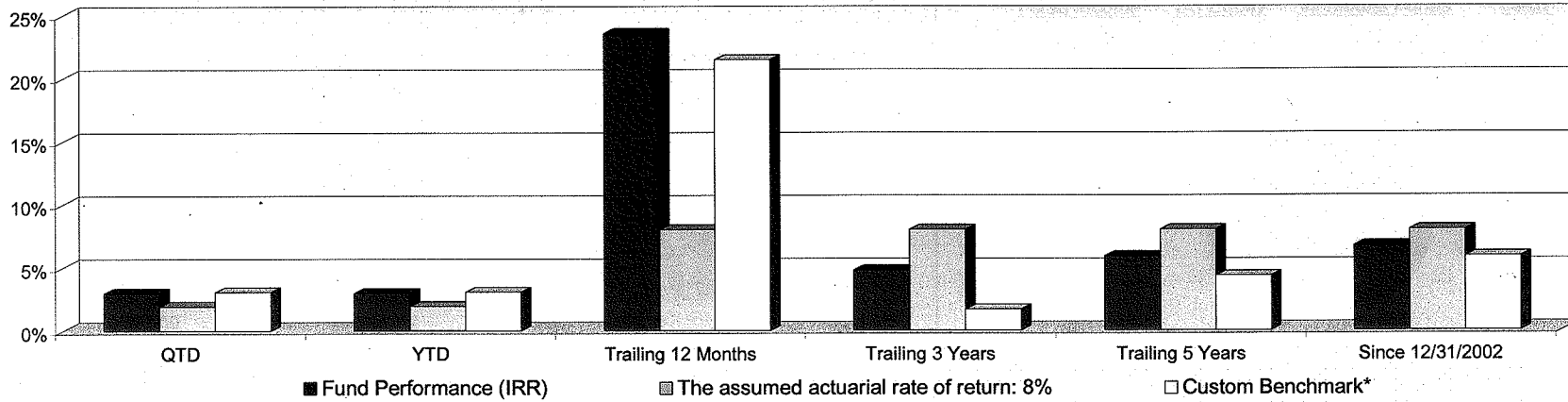


INVESTMENT POLICY MONITOR (DOLLAR WEIGHTED IRR)

Des Plaines Police Pension Fund

Performance for the period from 12/31/2002 to 03/31/2010



Asset Class	QTD	YTD	Trailing 12 Months	Trailing 3 Years	Trailing 5 Years	Since 12/31/2002
Fund Performance (IRR)	2.96	2.96	23.56	4.76	5.85	6.69
<u>Investment Policy Objectives</u>						
The assumed actuarial rate of return: 8%	1.94	1.94	8.00	8.00	8.00	8.00
Custom Benchmark*	3.05	3.05	21.47	1.67	4.32	5.87

*Custom benchmark is composed of: 50% BC Gov't Bond Index / 40% Russell 3000 Index / 5% MSCI EAFE Index / 5% Citigroup 3 Month T-Bill Index

Investment Policy Objective

The overall investment objective is to achieve a total return balanced between capital appreciation and current income preservation of the purchasing power of the Fund.

The assumed actuarial rate of return of 8%

Dollar-Weighted Returns

(Internal Rate of Return)

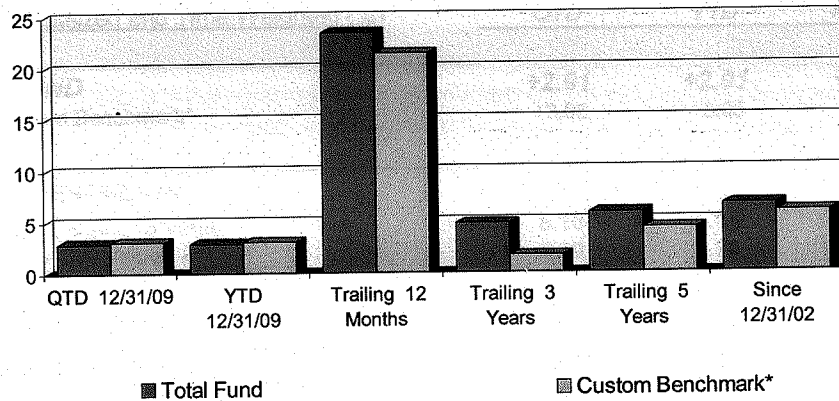
The investment policy monitor is calculated on a dollar-weighted basis, accounting for deposits and cash flows upon receipt. The dollar-weighted or "internal rate of return - IRR" is the actual rate earned by the Fund. The dollar-weighted return is the appropriate measurement to evaluate the fund's performance in relation to the statement of investment policy and guidelines.

TOTAL FUND

Des Plaines Police Pension Fund

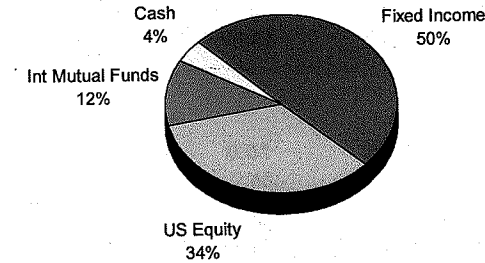
Performance for the period from 12/31/2002 to 03/31/2010

Portfolio Performance (%)

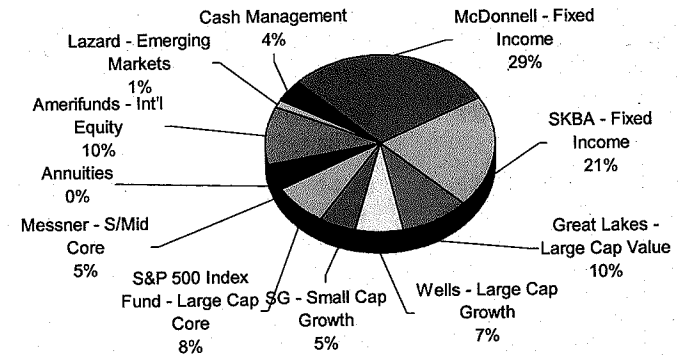


Asset Allocation

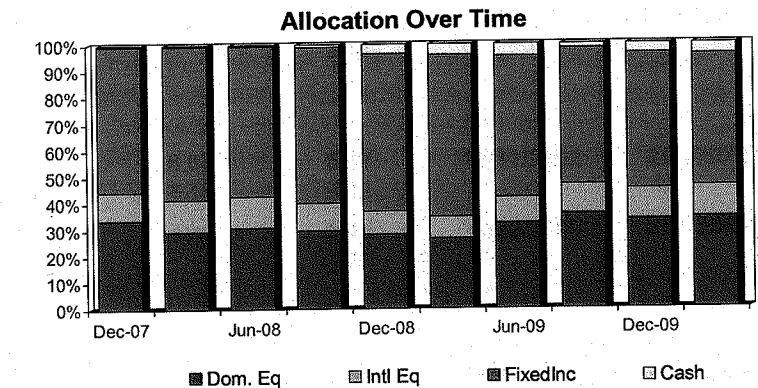
Fixed Income	US Equity	Int Mutual Funds	Cash
25,097,867	17,283,743	6,025,082	2,092,803



Asset Allocation By Manager



Investment Returns (%)	QTD Since: 12/31/09	YTD 12/31/09	Trailing 12 Months	Trailing 3 Years	Trailing 5 Years	Since 12/31/02
Total Fund	2.91	2.91	23.51	4.84	5.86	6.65
Custom Benchmark*	3.05	3.05	21.48	1.68	4.32	5.87
McDonnell - Fixed Income	1.25	1.25	2.08	7.25	6.04	5.03
SKBA - Fixed Income	1.10	1.10	1.61	N/A	N/A	3.45
Great Lakes - Large Cap Value	6.16	6.16	44.32	-3.25	N/A	0.61
Wells - Large Cap Growth	4.08	4.08	36.27	N/A	N/A	-6.40
SG - Small Cap Growth	8.90	8.90	73.79	N/A	N/A	13.66
S&P 500 Index Fund - Large Cap Core	5.52	5.52	49.70	N/A	N/A	16.61
Messner - S/Mid Core	9.34	9.34	57.65	N/A	N/A	37.59
Annuities	0.72	0.72	212.99	21.21	16.53	14.29
Amerifunds - International Equity	0.81	0.81	52.70	-1.15	8.03	9.43
Lazard - Emerging Markets	4.30	4.30	N/A	N/A	N/A	4.30
Cash Management	0.00	0.00	0.02	1.87	3.05	2.40



Asset Growth (\$000)

	QTD Since: 12/31/09	YTD 12/31/09	Trailing 12 Months	Trailing 3 Years	Trailing 5 Years	Since 12/31/02
Beginning Market Value	48,436	48,436	41,907	46,939	42,667	37,697
Net Contributions & Withdrawals	653	653	-951	-3,158	-5,290	-7,584
Gain/Loss + Income	1,410	1,410	9,543	6,718	13,122	20,386
Ending Market Value	50,499	50,499	50,499	50,499	50,499	50,499

*Custom benchmark is composed of: 50% BC Gov't Bond Index / 40% Russell 3000 Index / 5% MSCI EAFE Index / 5% Citigroup 3 Month T-Bill Index

Please refer to the attached Disclosures for important information.

